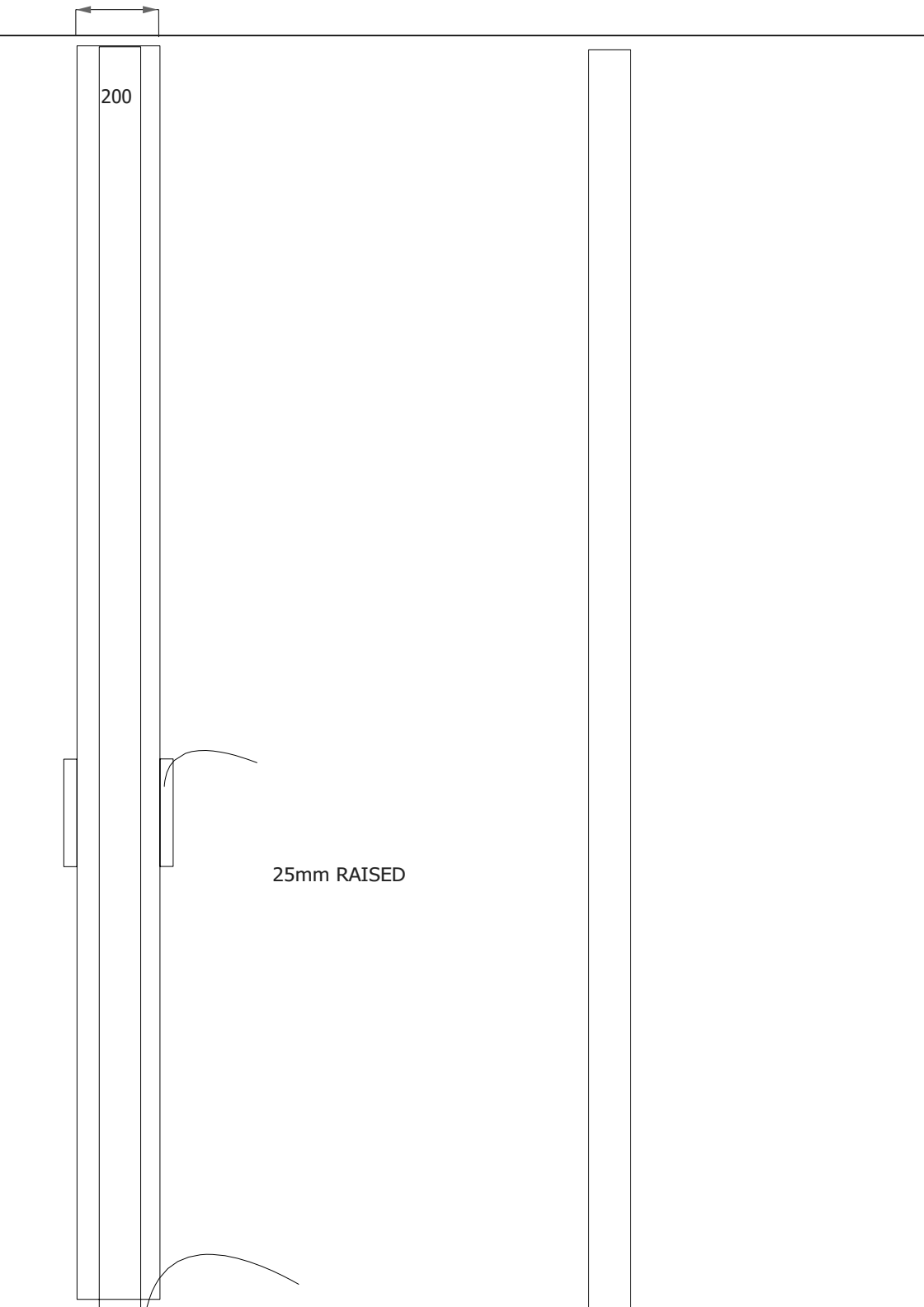
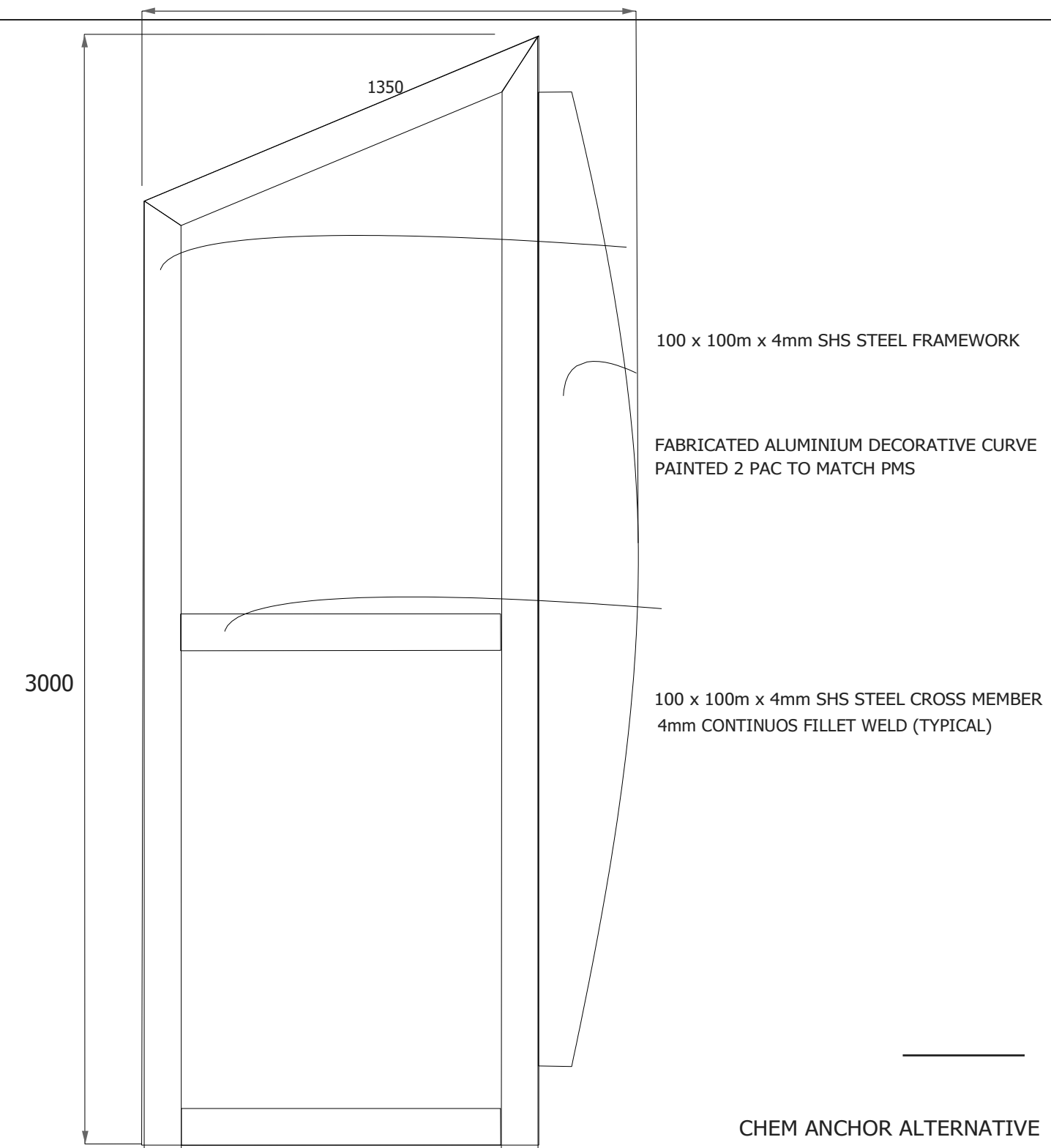



Major Sign outside gate near Admin Building

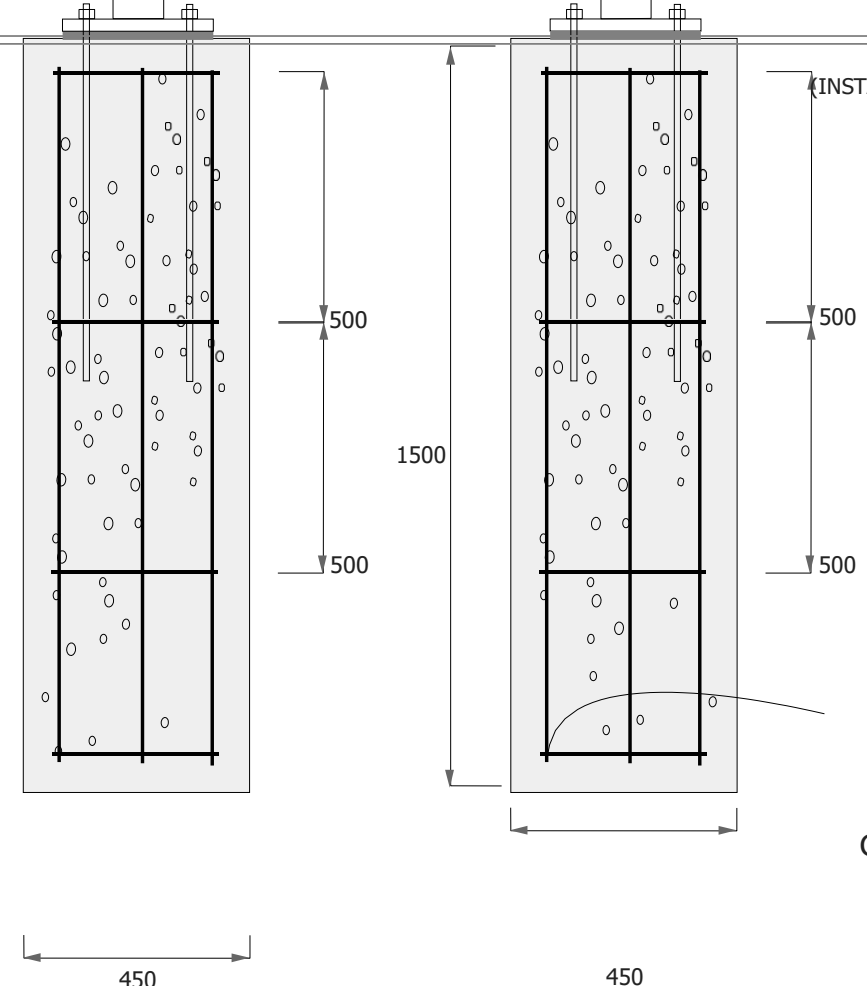
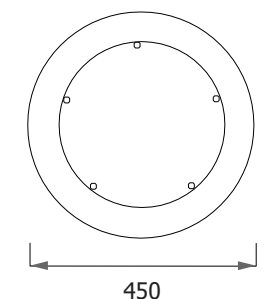


VISUAL REFERENCE

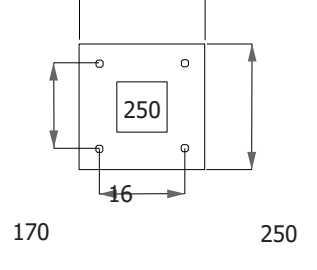
DETAIL

CUSTOM MANUFACTURED ENTRANCE MONUMENT GOODWOOD ROAD ADMINISTRATION
 10MM THICK PAINTED STEEL LETTERS 'CENTENNIAL PARK'
 6MM THICK WHITE POWDER COATED ALUMINIUM LETTERS ; ADMINISTRATION & CEMETERY
 CEMETERY SECTION RAISED 25mm
 200mm WIDE ACM CLAD STEEL FRAMED ENTRANCE STATEMENT TO ENGINEERS,
 COLOURS TO MATCH CORPORATE PMS
 FOOTINGS AS PER DETAIL
 NON ILLUMINATED OR OPTION TO ILLUMINATE
 STRUCTURE APPROX 3m HIGH
 FONT INDICATIVE ONLY

4-M12 4.6/S HOT DIP GALV.
 CAST IN HOLD DOWN BOLTS
 600mm EMBEDMENT.
 NUT WELDED INTO POSITION AT
 THE BASE OF THE HOLD DOWN BOLTS
 5 - N16 VERTICAL BARS
 W6 CIRCULAR LIGATURES AT 500mm CENTRES
 60mm CONCRETE COVER.



CHEM ANCHOR ALTERNATIVE
 4 - M12 HIT - V - F ANCHORS
 220mm EMBEDMENT WITH
 HILTI HIT - HY 200
 (INSTALLED TO MANUFACTURERS REQUIREMENTS)



BASE PLATE DETAIL

250 x 250 x 16mm BASE PLATE
 WITH 4 x 16mm HOLES TO SUIT
 12mm CAGE BOLTS

GRADE N25 CONCRETE

4CFW
 20mm THICK (NOMINAL)
 NON SHRINK GROUT BASE
 DIRECT BURY OPTION

GRADE N25 CONCRETE

3mm SEAL PLATE

100

DRAWING NUMBER	DRAWING TYPE	NOTES	REV.
----------------	--------------	-------	------



CP 004a STRUCTURAL

FOR TENDER

THE CONTRACTOR SHALL CHECK FOR INGROUND SERVICES PRIOR TO DRILLING PIERS

THE FOOTINGS ARE TO BE FOUNDED IN FIRM, NATURAL SOIL, STRUCTURAL ENGINEER TO BE CONSULTED IF MORE THAN 500MM OF FILL IS ENCOUNTERED

ALL CONCRETE AND REINFORCEMENT WORKMANSHIP AND MATERIALS TO BE IN ACCORDANCE WITH AS 3600 AND OTHER RELEVANT AUST. STANDARDS

ALL STEELWORK WORKMANSHIP AND MATERIALS TO BE IN ACCORDANCE WITH AS 4100 AND OTHER RELEVANT AUSTRALIAN STANDARDS

GOODWOOD ROAD ADMIN

ALL MEASUREMENTS IN MM
SCALE 1 : 10 @ A1